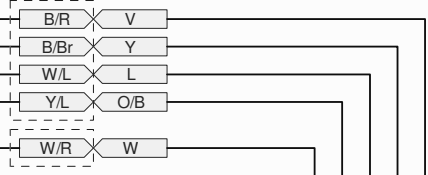
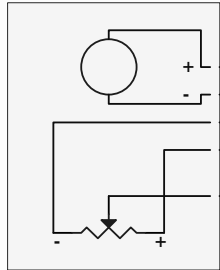



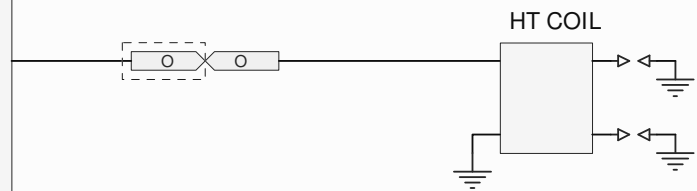


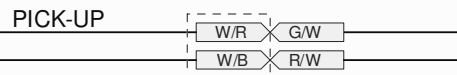
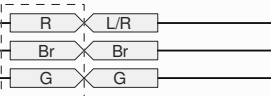
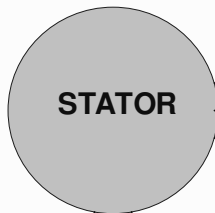
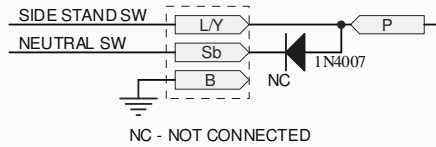
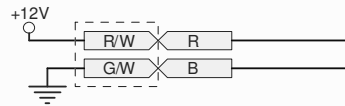


# Wiring diagram TDR250YPVS - PCDI-10VT

## PV servo



- B - BLACK
- Br - BROWN
- L - BLUE
- G - GREEN
- Gr - GREY
- O - ORANGE
- R - RED
- V - VIOLET
- W - WHITE
- Y - YELLOW
- Sb - SKY BLUE



Y/G NOT CONNECTED

G/B NON ORIGINAL REV COUNTER  
1 pulse per revolution (12v)